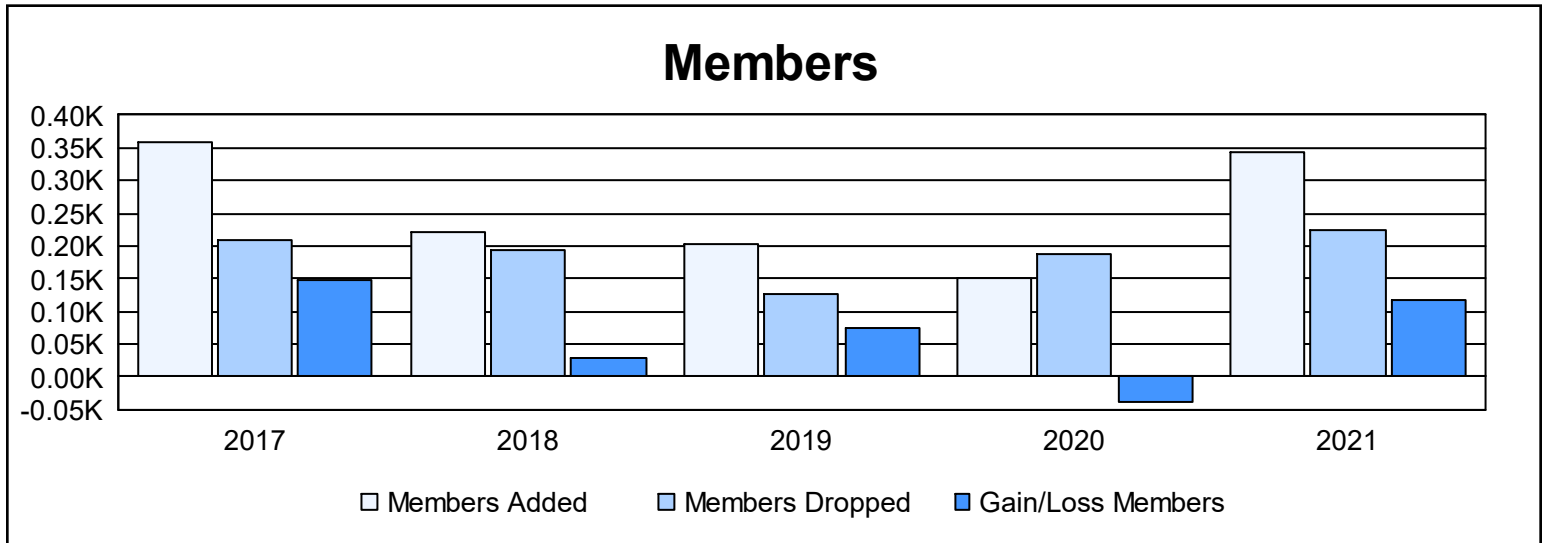
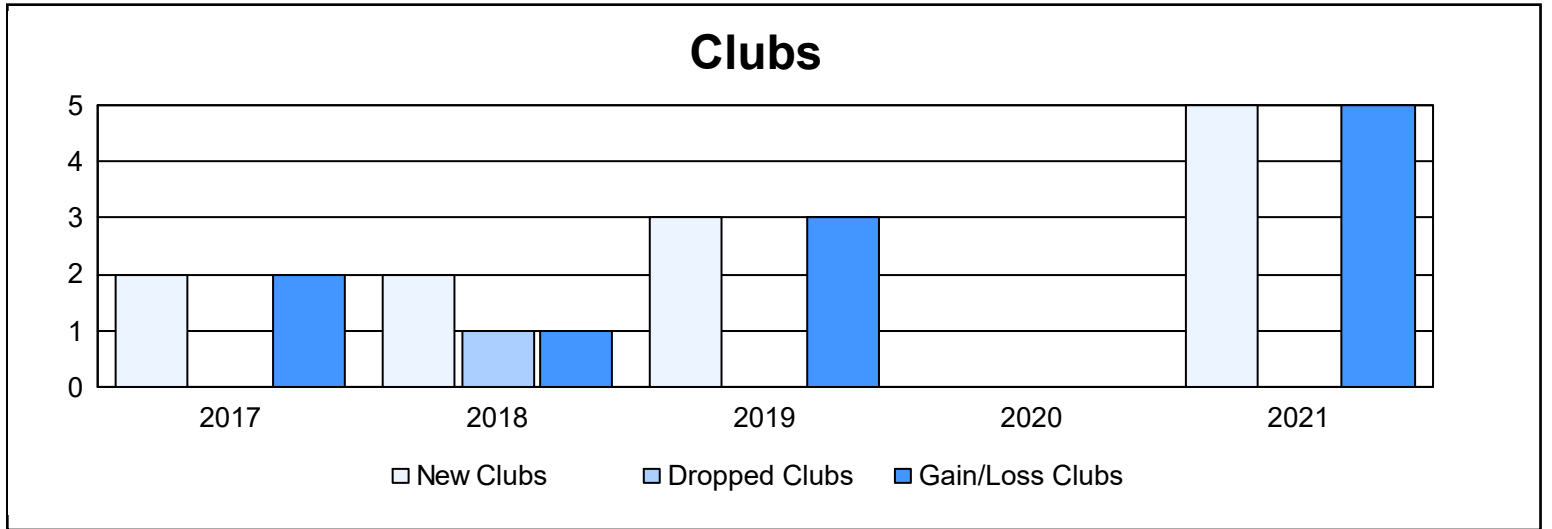
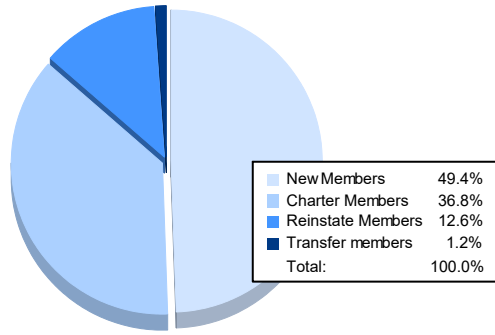


| Year | New Clubs | Dropped Clubs | Gain/ Loss Clubs | New Members | Charter Members | Reinstate Members | Transfer Members | Total Member Added | Total Members Dropped | Gain/ Loss Members |
|----------------|-----------|---------------|------------------|-------------|-----------------|-------------------|------------------|--------------------|-----------------------|--------------------|
| 2016-2017 | 2 | 0 | 2 | 228 | 91 | 38 | 1 | 358 | 210 | 148 |
| 2017-2018 | 2 | 1 | 1 | 161 | 55 | 5 | 1 | 222 | 194 | 28 |
| 2018-2019 | 3 | 0 | 3 | 104 | 84 | 10 | 4 | 202 | 128 | 74 |
| 2019-2020 | 0 | 0 | 0 | 72 | 29 | 50 | 0 | 151 | 189 | -38 |
| 2020-2021 | 5 | 0 | 5 | 169 | 126 | 43 | 4 | 342 | 224 | 118 |
| Average | 2 | 0 | 2 | 147 | 77 | 29 | 2 | 255 | 189 | 66 |



Membership Composition June 2021 Cumulative



Gender Composition June 2021 Cumulative

